

# STATE OF THE INDUSTRY REPORT

---

The State of the Industry is a research initiative by the IIDA Oregon Chapter that surveys for information that will build a higher understanding of the presence, status and impact of Interior Design in Oregon. Areas of focus include staff statistics, pay range, fee totals and project types as they occurred in the year 2016. The survey was sent out to 275 design firms of varying sizes across Oregon, regarding their business and practices, and will be issued annually to continue to build metrics that can be tracked for growth and market response.

The collected metrics benefit IIDA Oregon Chapter Members and the community-at-large as a resource for understanding and tracking the Oregon market as it pertains to project types, hiring and staffing. The survey also furthers the vision of the IIDA Oregon Chapter to "enhance the quality of life through excellence in Interior Design and to advance Interior Design through knowledge, value and community".



Carets next to metrics indicate changes from prior year - 'up' or 'down'.

# INDUSTRY METRICS

Interior Designers  
constitute an average of  
18% of the design staff at  
a firm.

18%



Architects Interior Designers

66%

hold a certificate  
related to health,  
safety and welfare

3:4

firms require  
certification (such as  
NCIDQ) to become a  
partner

27

States require passing  
of the NCIDQ to  
practice Interior Design

90%

of those are female

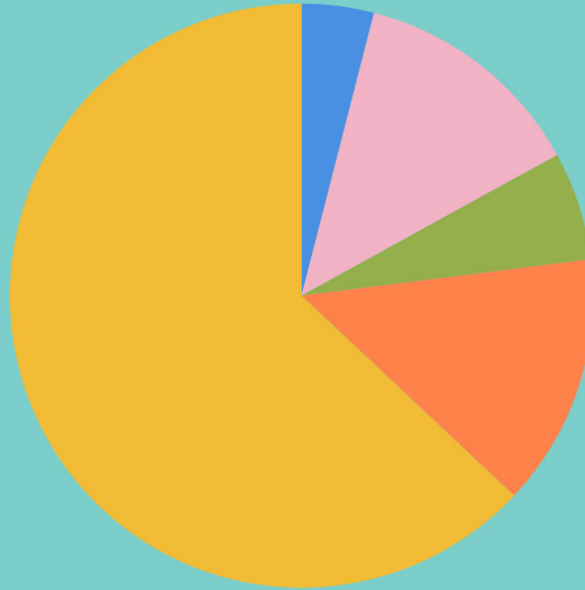


Female Male

NCIDQ LEED Accredited WELL Accredited

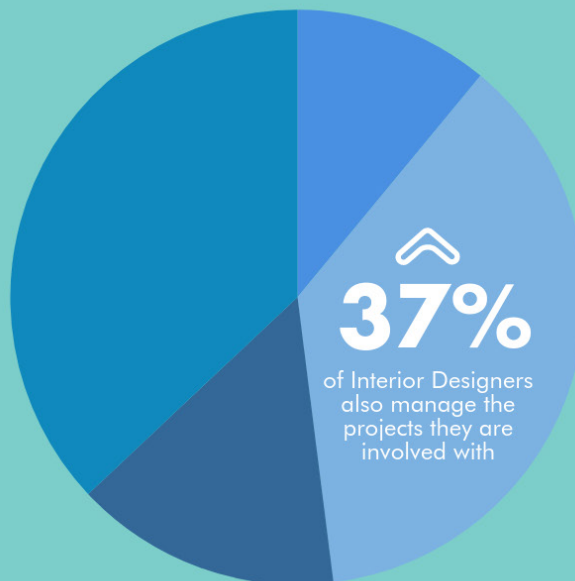
# EXPERIENCE AND ROLES

---



## Experience Range of Interior Designers

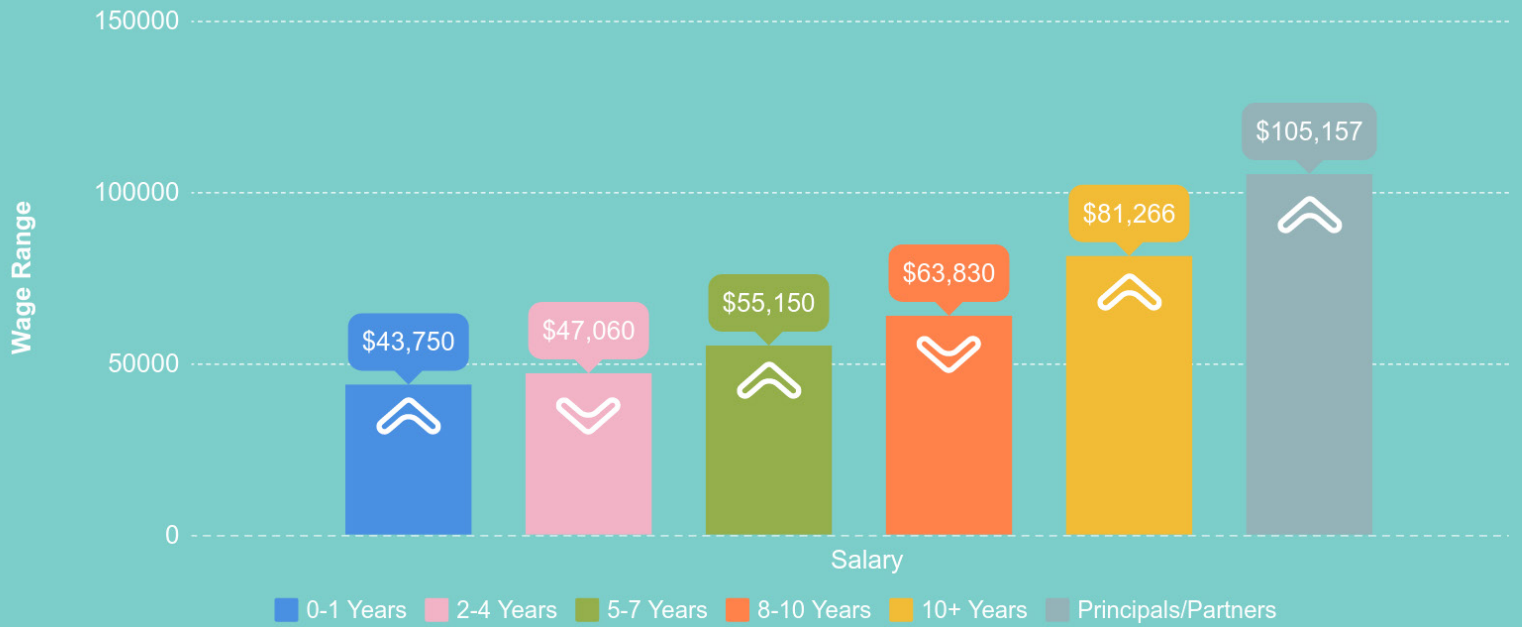
■ 0-1 Years (4%) ■ 2-4 Years (13%) ■ 5-7 Years (6%) ■ 8-10 Years (14%) ■ 10+ Years (63%)



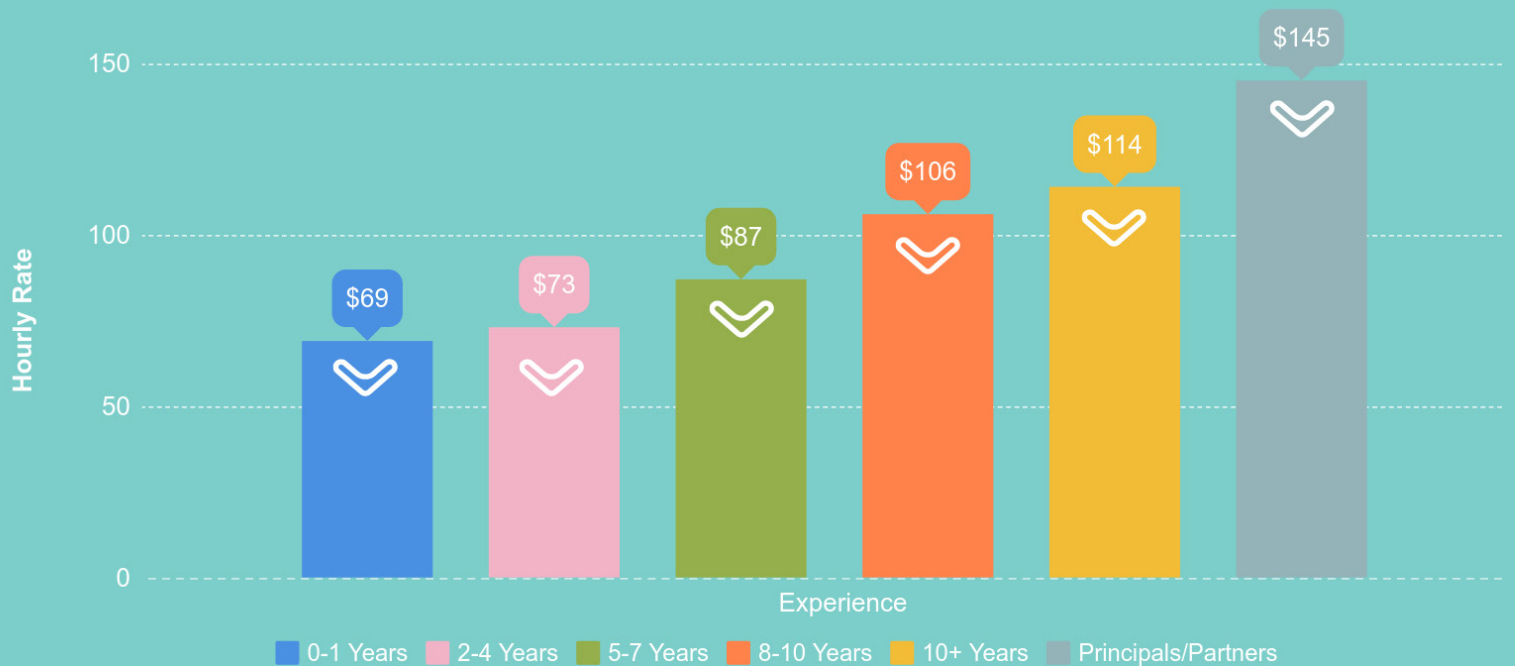
## Roles of Interior Designers in Firms

■ Principal/Partner (11%) ■ Proj. Managers (37%) ■ Lead Designer (15%) ■ General ID Staff (37%)

# SALARY



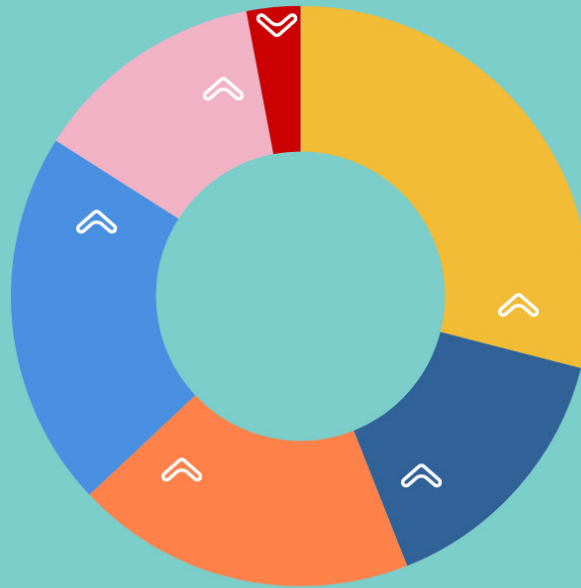
# BILLING RATES



# AREAS OF PRACTICE

**1 in 3**

projects were  
completed  
out-of-state



**60%**

of projects  
had an interior  
designer on  
the team

## Project Types Completed in 2016

Corporate (29%) Hospitality (15%) Healthcare (0%) Retail (0%) Education (higher) (19%) Education (K-12) (21%)  
Government (0%) Residential (Single Family) (13%) Residential (Multi-Family) (3%)



Portland (67%) Salem (5%) Lake Oswego (5%) Bend (4%) Beaverton (2%) Tualatin (2%) Ashland (2%)  
Roseburg (2%) Medford (2%) Wilsonville (2%) Eugene (2%) Tigard (1%) Other (4%)

## Location of Design Firms in Oregon