

IIDA OREGON CHAPTER

# STATE OF THE INDUSTRY REPORT

The State of the Industry is a research initiative by the IIDA Oregon Chapter that surveys for information that will build a higher understanding of the presence, status and impact of Interior Design in Oregon. Areas of focus include staff statistics, pay range, fee totals and project types **as they occurred in the year 2017**. The survey was sent out to 275 design firms of varying sizes across Oregon, regarding their business and practices, and will be issued annually to continue to build metrics that can be tracked for growth and market response.

The collected metrics benefit IIDA Oregon Chapter Members and the community-at-large as a resource for understanding and tracking the Oregon market as it pertains to project types, hiring and staffing. The survey also furthers the vision of the IIDA Oregon Chapter to “enhance the quality of life through excellence in Interior Design and to advance Interior Design through knowledge, value and community”.

# INDUSTRY METRICS

Interior Designers constitute an average of 24% of the design staff at a firm.

24%

Architects Interior Designers

**51%**  
hold a certificate related to health, safety and welfare

**50%**  
of firms require certification (such as NCIDQ) to become a partner

**27**

States require passing of the NCIDQ to practice Interior Design

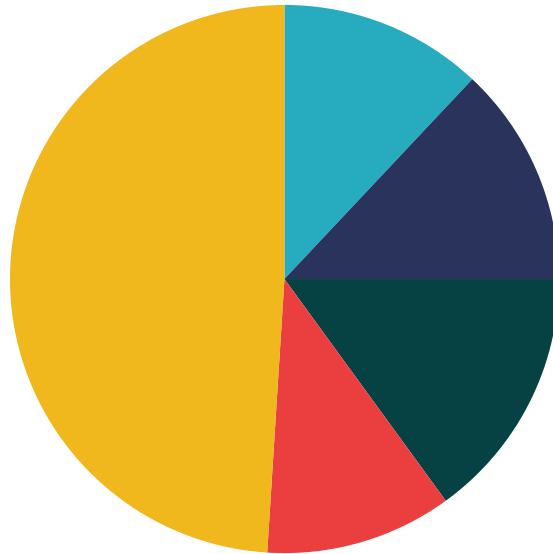
NCIDQ LEED Accredited WELL Accredited

**82%**  
of those are female

Female Male

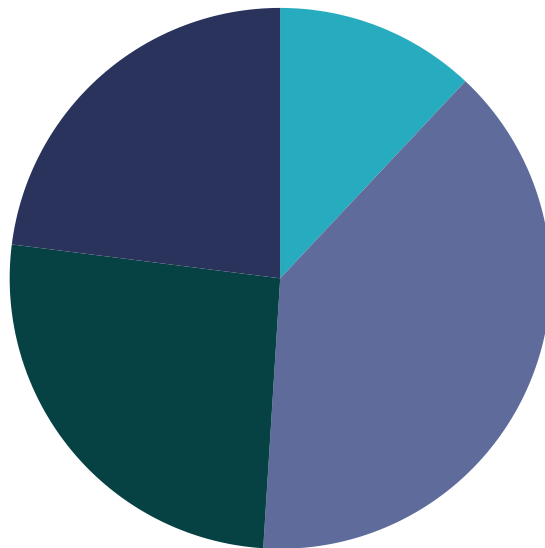
# EXPERIENCE AND ROLES

---



Experience Range of Interior Designers

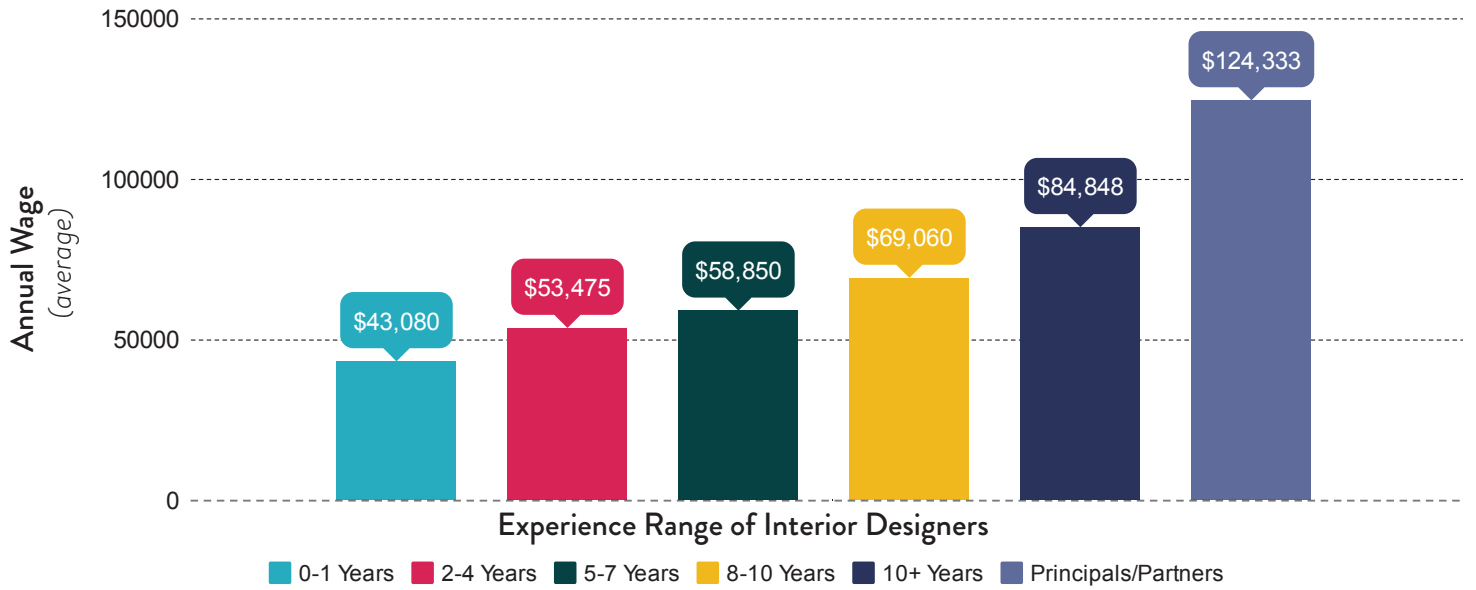
■ 0-1 Years (12%) ■ 2-4 Years (13%) ■ 5-7 Years (15%) ■ 8-10 Years (11%) ■ 10+ Years (49%)



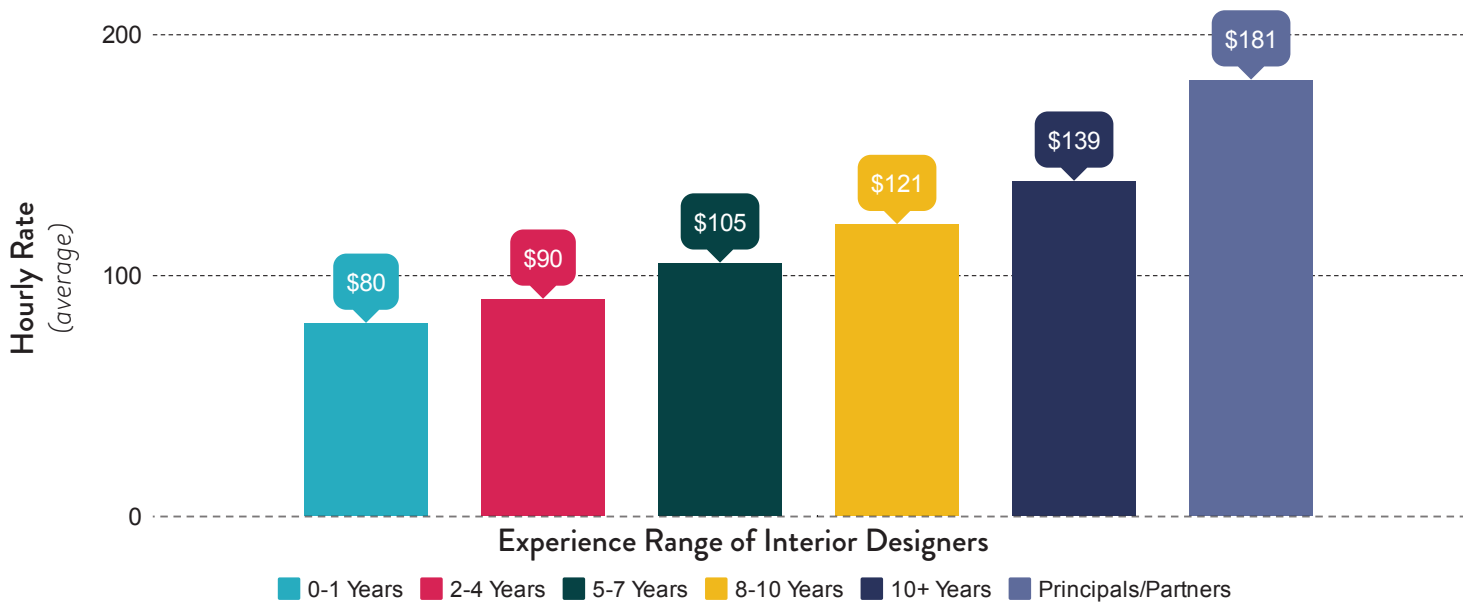
Roles of Interior Designers

■ Principal/Partner (12%) ■ Proj. Managers (39%) ■ Lead Designer (26%) ■ General ID Staff (23%)

# SALARY



# BILLING RATES



# LOCATIONS OF DESIGN FIRMS IN OREGON



■ Portland (67%) 
 ■ Salem (5%) 
 ■ Lake Oswego (5%) 
 ■ Bend (4%) 
 ■ Beaverton (2%) 
 ■ Tualitin (2%) 
 ■ Ashland (2%) 
 ■ Roseburg (2%) 
 ■ Medford (2%) 
 ■ Wilsonville (2%) 
 ■ Eugene (2%) 
 ■ Tigard (1%) 
 ■ Other (4%)

# AREAS OF PRACTICE

**45%**

of projects were completed out-of-state



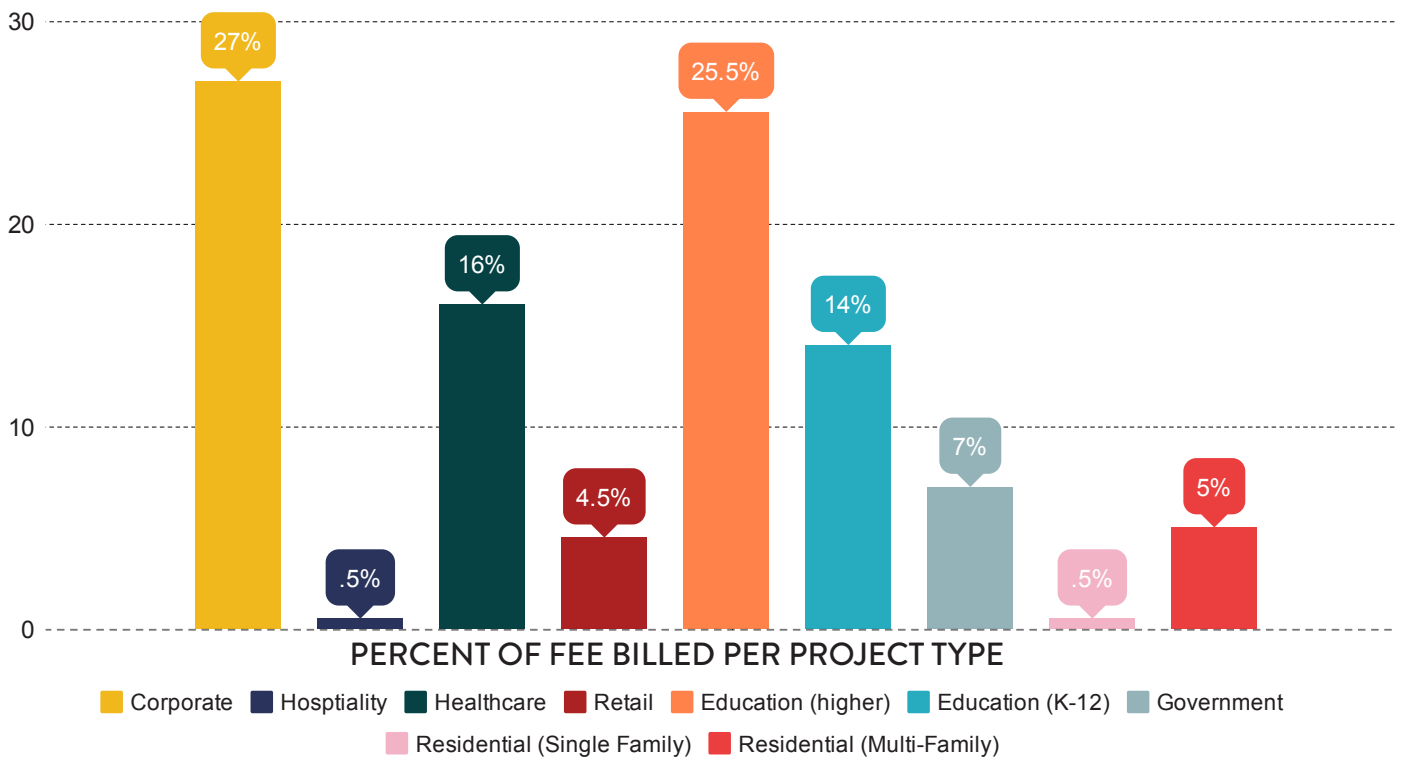
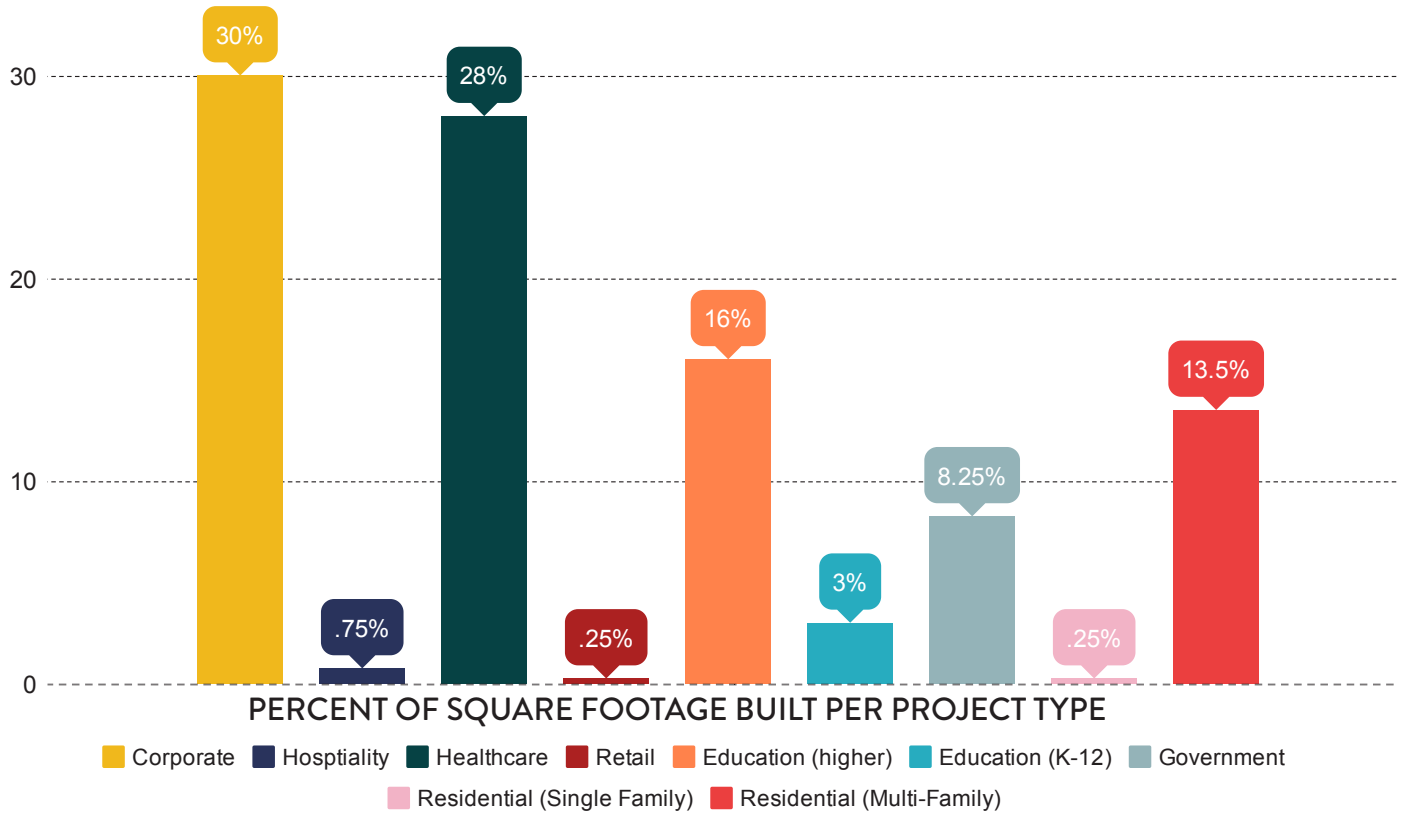
**77%**

of projects had an interior designer on the team

PROJECT TYPES COMPLETED IN 2017

■ Corporate (30%) 
 ■ Hospitality (12%) 
 ■ Healthcare (8%) 
 ■ Retail (8%) 
 ■ Education (higher) (2%) 
 ■ Education (K-12) (3%) 
 ■ Government (6%) 
 ■ Residential (Single Family) (2%) 
 ■ Residential (Multi-Family) (29%)

# AREAS OF PRACTICE



# CLIENT LIST

---

This list represents a sampling of the clients that have worked with Interior Designers in Oregon in 2017:

Abby's Legendary Pizza	Pig n' Pancake
American Savings Bank	Port of Portland
All American Specialty Restaurants, Inc.	Portland Public Schools
Beacon Health System	Providence Health and Services
Beaverton Foursquare Church	REACH Community Development
Beaverton School District	Reed College
Bixby Land Company	Russell Development Company, Inc.
CBRE	Santa Clara University
Clackamas School District	Southwest Washington Regional Surgery Center
City of Milwaukie	Stanford Healthcare
City of Portland	Stanford University
City of Salem	State of Oregon
Clif Bar & Company	Stoel Rives LLP
Cushman & Wakefield	Touchmark, LLC
Expensify	The Church of Jesus Christ of Latter-day Saints
Evergreen International Corporation	The Children's Clinic
Geffen Mesher	Travel Oregon
Hoffman Construction Company	Trinity Health
Holland Partner Group	Tuality Healthcare
iQ Credit Union	University of California San Francisco
Jones Lang LaSalle IP, Inc.	Umpqua Bank
Kaiser Permanente	Unitus Community Credit Union
Lane Powell PC	Vancouver Clinic
Legacy Health	Vionic Group, LLC
Melvin Mark Companies, LLC	Wells Fargo
MultiCare Health System	WellHaven Pet Health
Multnomah County	Whitman College
Northwest Housing Alternatives	
OHSU	
Oregon State University	